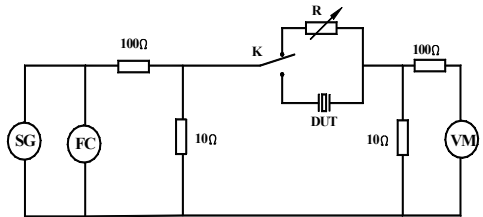


SPECIFICATIONS	
Resonant Frequency (KHz)	6.8 ± 0.5 KHZ
Resonant Impedance	R: $\leq 300\Omega$
Static Capacitance At 120Hz (pF)	$15000 \pm 30\%$
Input Voltage	Vp-p: 30 max
Operating Temperature (°C)	-20~+60
Storage Temperature (°C)	-30~+70
Metal Thickness	Cu

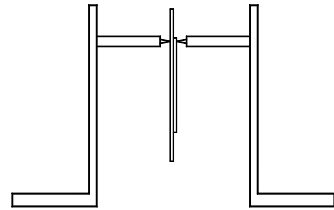
REVISION HISTORY			
LTR	DESCRIPTION	DATE	APPROVED

DIMENSION:

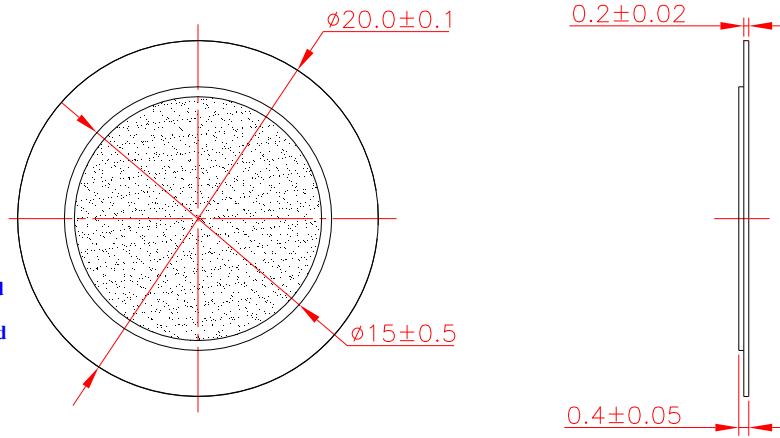
TESTING CIRCUIT AND CLAMPING METHOD



SG: oscillator, FC: frequency meter,
R: variable resistor, VM: voltage meter,
DUT: piezoceramic element under test




The piezoceramic element shall be clamped at a node point as shown above to be free from any mechanical stress, and measured its resonant frequency and resonant impedance.



NOTES:

1. ALL DIMENSIONS ARE IN MILLIMETERS.
2. SPECIFICATIONS SUBJECT TO CHANGE OR WITHDRAWAL WITHOUT NOTICE.
3. THIS PART IS ROHS 2002/95/EC COMPLIANT.

UNLESS OTHERWISE SPECIFIED	SIZE	Designed by	Date	Checked by	Date	Approved by	Date
		Piezo TRANSDUCER		FT-20T-6.8A1-15C			
DIMENSIONS ARE IN MILLIMETERS	A4			Changzhou Shenghui Electronic Co.,Ltd Tel:+86 519 85118108 Fax:+86 519 85108596 sales@shenghui.com http://www.shenghui.com			
TOLERANCES ARE ± 0.5 AND ANGLES ARE $\pm 3^\circ$							